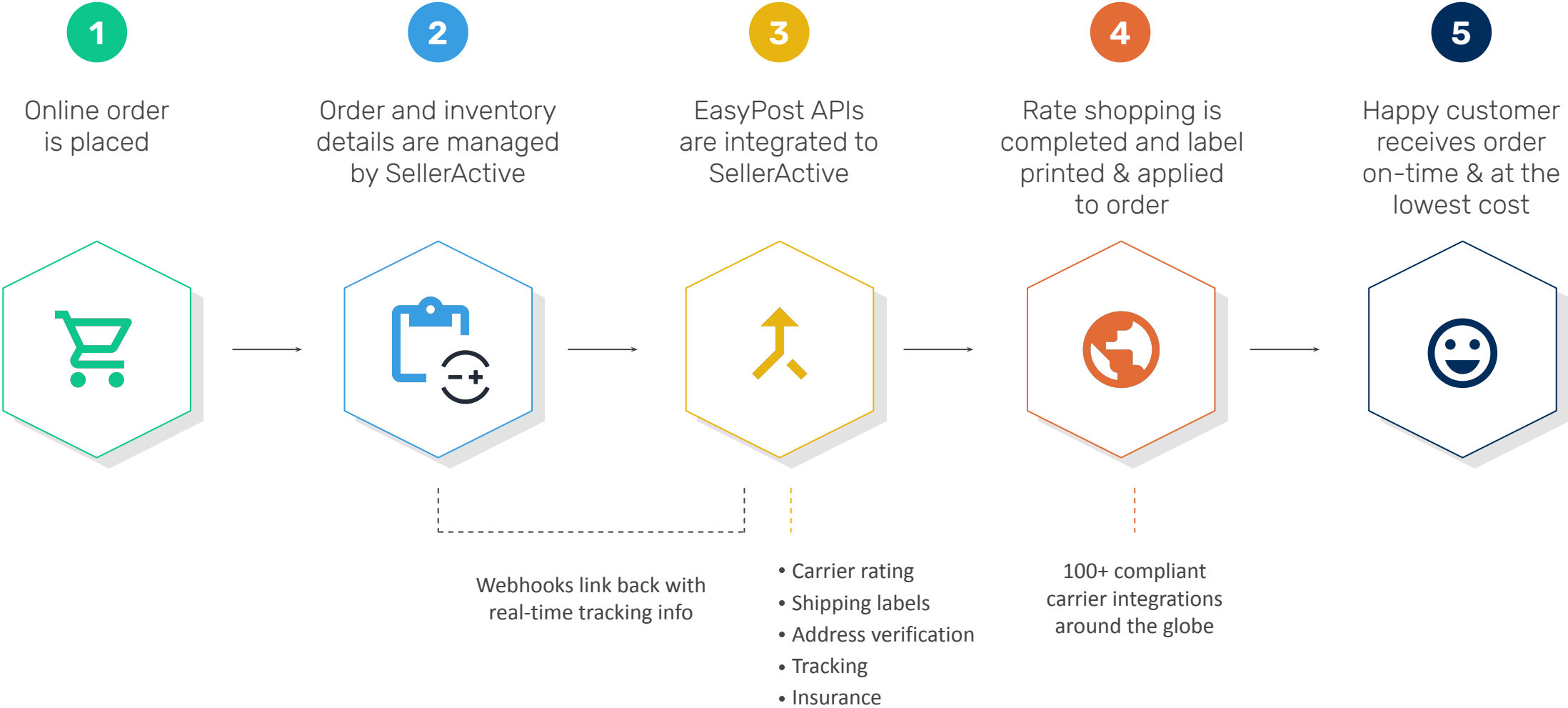




easypost.

The Fastest, Most Flexible &
Most Reliable Multi-Carrier Shipping API

Connect Once



The EasyPost Solution

Fast. Flexible. Reliable.

1

Enter Shipment
Information



Address Verification
API

2

Select Shipping
Method



Rating
API

3


Generate Shipping
Label



Shipping
API

4

Your Order Has
Shipped



Tracking
API

5

Shipping
Mishap



Insurance
API

The EasyPost Solution

Address Verification API



- Fully CASS certified
- 99.8% accurate verification
- 10x faster than SmartyStreets
- More affordable geolocation than Google.

The EasyPost Solution

Rating API (SmartRate)



- First rating engine ever to return prices and Time-In-Transit predictions
- 98% accuracy by analyzing over a billion historical shipments
- Save up to 70% on shipping costs
- Enhance the end-customer experience with better delivery estimates and lower shipping costs at checkout

The EasyPost Solution

Shipping API



- **Single integration** for easy implementation and maintenance
- **100+ carriers** from the Big 4 to regionals, helping you ship your packages across the globe
- **Turn on/off carrier options** within your carrier library as your needs fluctuate

100+
carriers
worldwide














Regional Carrier Network

Diversify your carrier mix



Go beyond the major 4 for competitive rates, faster lanes, and flexibility during peak season.


- | | |
|---|--|
|  GLS |  LaserShip |
|  Courier Express |  UDS |
|  Spee-Dee |  BetterTrucks |
|  OnTrac |  Veho |
|  AxleHire |  LSO |
|  CDL | |

Every EasyPost account comes with rates/accounts for USPS and (on approval) UPS & DHL Express

The screenshot displays the 'Carrier Accounts' management page in the EasyPost dashboard. On the left, a sidebar contains the EasyPost logo, the email 'peter.connolly@easypost.com', and a list of navigation items: Shipments, Trackers, Insurance, Batches, Reports, and Webhooks & Events. The main content area is titled 'Carrier Accounts' and features a search bar with the placeholder 'Filter by Carrier Name, Account ID, or Description'. Below the search bar, two carrier account cards are visible. The first card is for UPS, showing the UPS logo, the description 'UPS Digital Access Program', a checkbox for agreeing to terms, and buttons for 'CREATE ACCOUNT' and 'I ALREADY HAVE AN ACCOUNT'. The second card is for the United States Postal Service, showing the USPS logo, the description 'USPS Account', the account ID 'ca_aa5555bb0bf44889a83e789db2ab8ba1', and buttons for 'EDIT' and 'DELETE'. To the right of the main content is a 'Help' icon and an 'Add Carrier Account' section. This section includes a search bar 'Filter by Name' and a list of carrier logos: Amazon MWS, APC, Aramex, ArrowXL, Asendia USA, Australia Post, AxlehireV3, Canada Post, Canpar, Colis Prive, CDL Last Mile Solutions, CouriersPlease, Dai Post, Deliv, and Deutsche Post.

The EasyPost Solution

Tracking API



- Real-time shipment updates
- Custom branded tracking pages
- Webhook notifications

Track via webhooks to an HTTP site

or use our branded tracking page

The screenshot shows a tracking interface for SellerActive. At the top, the SellerActive logo is displayed next to a progress bar with four stages: Pre-Transit, In Transit, Out for Delivery (which is currently active), and Delivered. Below the progress bar, the estimated delivery date is shown as Friday, Sep 29. To the right, the United States Postal Service logo and tracking number EZ3000000003 are visible. A timestamp indicates the page was last updated on September 29 at 01:53 PM UTC. The main tracking history is for September 29, 2017, and includes the following events:

- 10:52pm **Out for Delivery** CHARLESTON, SC 29407
- 10:42pm **Sorting Complete** CHARLESTON, SC 29407
- 5:02pm **Arrived at Post Office** CHARLESTON, SC 29407
- 2:11pm **Arrived at USPS Facility** COLUMBIA, SC 29201

On the right side of the tracking page, there is a news article snippet titled "small business" with the headline "The California Rebuilding Fund: Affordable Loans for Small Businesses in California". The article text mentions that on November 20, California Governor Gavin Newsom announced the fund. A "Read More" button is located below the article snippet. The background of the page features a pattern of white-outlined cubes.

The EasyPost Solution

Insurance API



- Up to \$15k coverage for any product shipped with any carrier to any country
- Claims are guaranteed to be paid within 10 days
- Underwritten by our own EasyPost captive

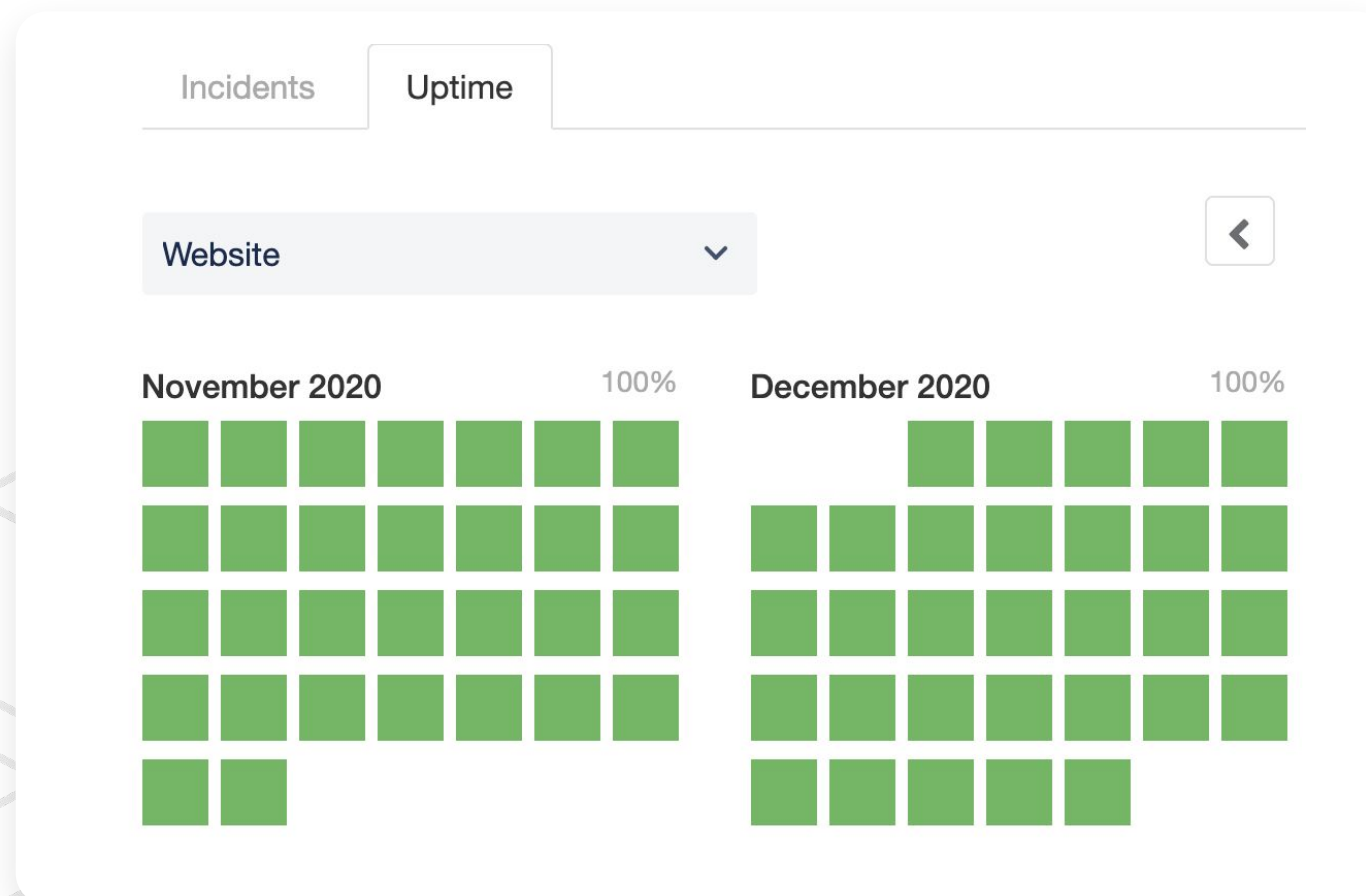
Why EasyPost?



EasyPost had 100% uptime

during the 2020 peak season

Per easypoststatus.com/uptime



Why EasyPost?



Speed

Newest and fastest API technology with response times at **less than 300 ms.**



Flexibility

Whether you're shipping 10 packages a year or 10 million, the **EasyPost API scales easily** with your volume growth.



Support

Your own **dedicated support team** that boasts a customer satisfaction score (CSAT) of 90%.



Reliability

99.99% uptime - the most reliable in the industry.

Some
of our
customers



WARBY PARKER



easypost.

XPS Ship Finds a True Shipping Partner in EasyPost

“ When we have questions or need to solve a problem, the EasyPost team is there and has been able to quickly find and implement solutions. We work together.

Erik Olafsson
President, XPS Ship

2-3 weeks

Integration process with EasyPost

350ms

New label creation speed. 14x faster than previous methods



1m+

Packages shipped monthly through USPS

SellerActive Experience



How EasyPost works with SellerActive

This EasyPost Shipping details screen will appear, allowing you to review and update your shipping information and then fetch and select rates. Weight will need to be entered. SellerActive will pre-populate the default package dimensions specified during the integration setup but these may be overwritten.

The image displays two side-by-side screenshots of the 'EasyPost Shipping (Live Mode)' interface. Both screenshots show the same form with the following fields and options:

- Label Type:** Radio buttons for 'Outbound Label' (selected) and 'Return Label'.
- Weight:** Input fields for lbs and oz.
- Default Package Size:** Input fields for W, L, and H.
- Packing Materials:** A dropdown menu set to 'My Packaging'.
- Signature Preference:** A dropdown menu set to 'No Signature Required'.
- Other Options:** Checkboxes for 'Include EasyPost Insurance' and 'Show Residential Rates'.

In the left screenshot, a 'Fetch Rates' button is visible. In the right screenshot, the 'Print Label' button is highlighted in blue, and a yellow arrow points to a dropdown menu that has selected 'USPS Media Mail \$5.08'.

As soon as the 'Print Label' button is clicked, the label has been purchased and SellerActive will display the label in a new browser to print. Click 'Print' to print the label and attach it to your package.

Benefits to you and your customers



No Dev work required - SellerActive has done the work for you. It's as simple as creating an account via the SellerActive dashboard



Leverage alternative functionality (rate shopping, SmartRate, address verification, tracking & insurance)



Stability and speed of EasyPost to scale with your business (100 labels to millions)



Shipments directly with your inventory/order management via SellerActive



Ship with **different carriers** and have back ups



Low Cost - EasyPost is **free for all SellerActive customers!**



easypost.

Dutch Neerings

dneerings@easypost.com